

## Early Warning "Area Mail"

FOMA Application Not Required

This service allows you to receive Earthquake Early Warnings issued by the Japan Meteorological Agency as well as disaster and evacuation information broadcast by national and local governments.



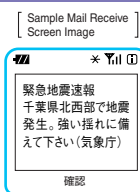
### Service Features

You can receive Earthquake Early Warnings and disaster and evacuation information broadcast simultaneously throughout covered areas.

When you receive an "Area Mail", you will be informed of this by a popup window and a special ring tone.

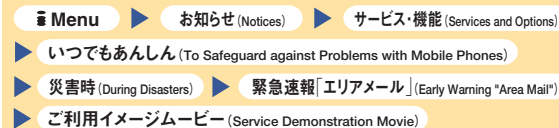
#### Image of Screen in Use

Upon receipt of an Area Mail, a special ring tone sounds and an announcement appears on the handset screen.



Check your mobile phone's incoming call options on the i-mode website.

No packet communications charges\* \*Charges apply when you access from overseas.



With the following compatible handsets, the special ring tone can be played even when the handset is set to **Manner Mode** or **Public Mode (Drive Mode)**.

\* At the time of purchase, the handset is set so that the ring tone is played when an Area Mail is received in the Manner Mode or Public Mode (Drive Mode). The setting can be changed so that the ring tone is not played in these modes. You can also listen to the special Area Mail ring tone through the mobile phone's mail settings.

Compatible Handsets : F-08A, F-09A, F-01B, F-02B, F-03B, F-04B, F-06B, F-07B, F-08B, N-06A, N-07A, N-08A, N-09A, N-01B, N-02B, N-03B, N-04B, N-05B, N-07B, N-08B, P-07A, P-08A, P-09A, P-01B, P-02B, P-03B, P-04B, P-05B, P-06B, P-07B, SH-05A, SH-06A, SH-06A NERV, SH-07A, SH-08A, SH-01B, SH-02B, P-05B, P-06B, P-07B, SH-05A, SH-06A, SH-06A NERV, SH-07A, SH-08A, SH-01B, SH-02B, SH-02B marimekko, SH-03B, SH-04B, SH-05B, SH-06B, SH-07B, SH-08B, SH-09B, Raku-Raku PHONE 6, Raku-Raku PHONE BASIC II

### Compatible Handsets

(As of May 2010)  
\*To use this service, some handsets may require you to make necessary settings to be done in advance.

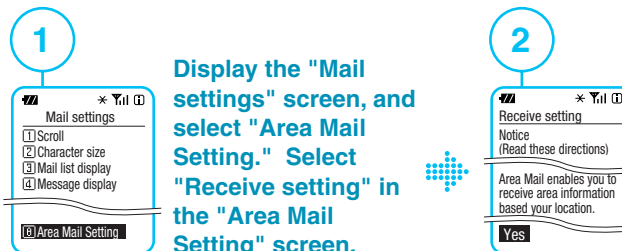
Handsets not requiring in-advance settings for reception	F-01A, F-02A, F-03A, F-04A, F-06A, F-08A, F-09A, F-01B, F-02B, F-03B, F-04B, F-06B, F-07B, F-08B, N-01A, N-02A, N-03A, N-04A, N-05A, N-06A, N-07A, N-08A, N-09A, N-01B, N-02B, N-03B, N-04B, N-05B, N-06B, N-07B, N-08B, P-01A, P-02A, P-03A, P-04A, P-05A, P-06A, P-07A, P-08A, P-09A, P-10A, P-01B, P-02B, P-03B, P-04B, P-05B, P-06B, P-07B, SH-01A, SH-02A, SH-03A, SH-04A, SH-05A, SH-06A, SH-06A NERV, SH-07A, SH-08A, SH-01B, SH-02B, SH-02B marimekko, SH-03B, SH-04B, SH-05B, SH-06B, SH-07B, SH-08B, SH-09B, Raku-Raku PHONE 6, Raku-Raku PHONE BASIC II
Handsets requiring in-advance settings for reception	FOMA906i and 905i series, FOMA706i series(excluding L706i, SH706i and NM706i), P705i, N705i, P705ii, N705ii, SO705i, PROSOLIDii, Raku-Raku PHONE V and Raku-Raku PHONE PREMIUM *For more detailed information on settings, refer to p. 76.

## Settings for Receiving and Checking Area Mail Setting Status

Users of FOMA 906i, 905i, 706i and 705i series compatible handsets as well as users of Raku-Raku PHONE V and Raku-Raku PHONE PREMIUM need to make the following settings (this service is set to "Not in use" at the time the handset is purchased).

### From the Handset Screen

FOMA



\* Settings procedures vary according to the model. For more details, refer to the user's manual.

### Disaster and Evacuation Information Issued by Local Governments

Subscribers can receive Area Mail where local governments have begun issuing warnings.

\*Local Governments Issuing Warnings (as of April 2010): Shichinohe Town, Aomori Prefecture; Shiwa Town, Iwate Prefecture; Kesenuma City, Miyagi Prefecture; Chikusei City, Ibaraki Prefecture; Nasukarasuyama City, Tochigi Prefecture; Hanno and Fukaya Cities, Saitama Prefecture; Shibuya, Adachi, Mitaka and Akishima Cities, Tokyo; Fujisawa City, Kanagawa Prefecture; Kamo City, Niigata Prefecture; Takayama and Seki Cities, Gifu Prefecture; Okazaki, Ichinomiya, Kariya, Toyota, Anjo, Takahama, Yatomi Cities and Mihama Town, Aichi Prefecture; Suzuka City, Mie Prefecture; Munakata City, Fukuoka Prefecture; Amami City, Yamato, Uken Villages and Tatsugoto Town, Kagoshima Prefecture; Naha City, Okinawa Prefecture  
\*Please check for the latest information on the NTT DOCOMO website.

## Charges

No Application Required

Monthly Charge

Communications Charges

Information Charges

Free

## Notes on Use

- The Early Warning "Area Mail" (hereinafter referred to as "Area Mail") is a service that, in the event of a natural disaster or other emergency, provides Earthquake Early Warnings issued by the Japan Meteorological Agency as well as disaster and evacuation information broadcast by national and local governments, with bulletins broadcast simultaneously via DOCOMO's network to all mobile phones in specified areas.
- The Area Mail service can be used only with Area Mail-compatible handset.
- Area Mail can be received only within Japan.
- While no i-mode subscription or application to receive Area Mail is required, certain in-advance settings to receive Area Mail may be needed with some handsets. For more details, refer to "Compatible Handsets" on p. 75.
- No communications charges apply for reception of Area Mail.
- Upon receiving Area Mail, the mobile phone automatically displays a details screen, after which the received Area Mail is saved to the In Box.
- Area Mail can be received regardless of the mail Accept/Reject settings.
- Area Mail cannot be received while voice calls are in progress, during transmission or reception of i-mode or other packet communications, or in locations where radio reception is poor.
- In the event an Earthquake Early Warning is not receivable via Area Mail, you cannot receive any rebroadcast of the bulletin.
- Broadcasts of Earthquake Early Warnings will not necessarily be received before the earthquake or other shaking is felt.
- Even if you do not feel shaking of earthquake, continue to keep yourself protected approximately for one minute after an Earthquake Early Warning is received via Area Mail.
- DOCOMO assumes no liability whatsoever for any damages due to Area Mail content or as a result of reception of or inability to receive Area Mail.
- You may receive information for an area other than that where you are located at the time.
- You can set the special buzzer sound, ring tone, and vibration settings for Manner Mode and Public Mode (Drive Mode). Terminals for which these special settings are not available function as described below.
  - The special buzzer and special ring tone are not played while the handset is set to Manner Mode.
  - When the handset is set to Public Mode (Drive Mode), the arrival of Area Mail is indicated by the Area Mail icon appearing on the screen.