



Play an announcement that asks callers blocking Caller ID to display their phone number



Caller ID Display Request Service

Application

Not Required

Monthly Charge

Free

*For more details, refer to "Charges" on p. 87.

When a caller does not display caller ID, this service automatically plays an announcement asking that Caller ID Display be turned on, and then the call is disconnected.

Uses:



Caller ID not displayed



After a response to the announcement, the procedure ends automatically.



Caller ID displayed
0X0-XXXX-XXXX



Incoming Call

Identifies the caller so you can answer with peace of mind.

« Service Features »

Block calls* not displaying Caller ID automatically

After the caller listens to the recorded message such as "The Caller ID Notification is required to access the number you are trying to reach. Please activate the Caller ID Notification function and dial again, or for a one-time only activation of the Caller ID Notification, dial 186 before the number you are calling," the call is then automatically terminated.

*For more information on the guidance announcements for each mode of transmission (Videophone etc.), refer to the "Notes on Use" on p. 87.

[With smartphones (only models running AndroidOS)]

Use the following procedure to make the settings. *Procedures may differ depending on handset.

● From the Handset Screen

Select "Settings." → Select "Call settings." → Select "Network service." → Select "Caller ID notification service."

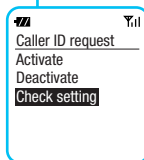
*For certain models without a menu, make settings using the dial pad.

Checking the Caller ID Display Request Service Status

The Caller ID Display Request Service is deactivated at the time of application.

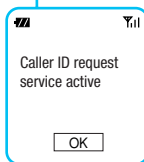
From the Handset Screen

1



Display the Caller ID Display Request Service menu, and select "Check setting."

2



The results of your setting appear. If your Caller ID Display Request Service is activated, "Caller ID request service active" is displayed. If it is deactivated, "Caller ID request service inactive" is displayed.

Using the Dial Pad

1

Press **1 4 8** 

[Service is Activated]
"The caller ID Request Service is currently activated..."

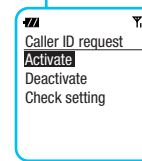
[Service is Deactivated]
"The caller ID Request Service is not activated..."

Activating the Caller ID Display Request Service

The Caller ID Display Request Service is deactivated at the time of application.

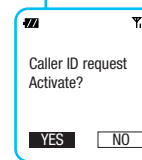
From the Handset Screen

1



Display the Caller ID Display Request Service menu, and select "Activate."

2



Select "YES" to activate Caller ID Display Request Service, or "NO" to cancel it. Select "YES" to activate the Caller ID Display Request Service. When the reconfirmation screen will appear, Press "OK." After this, the results of your setting appear.

► See p. 113 for service codes.

Using the Dial Pad

1

Press **1 4 8** 

[Announcement]
"The Caller ID Request Service is not activated. Press **1** to activate the service. Press **0** to keep the present setting."

2

Press **1**

[Announcement]
"The Caller ID Request Service is activated."

3

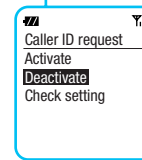
Press  to finish.

* The announcement may differ depending on the setting.
* When using the dial pad for these procedures, you can still use it while announcements are playing if you happen to know how to carry out the procedure you want to perform.

Deactivating the Caller ID Display Request Service

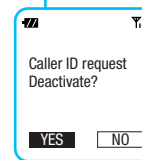
From the Handset Screen

1



Display the Caller ID Display Request Service menu, and select "Deactivate."

2



Select "YES" to deactivate Caller ID Display Request Service, or "NO" to cancel it. Select "YES" to deactivate the Caller ID Display Request Service. When the reconfirmation screen will appear, Press "OK." After this, the results of your setting appear.

► See p. 113 for service codes.

Using the Dial Pad

1

Press **1 4 8** 

[Announcement]
"The Caller ID Request Service is currently activated. To keep the present setting, press **1**. To deactivate the service, press **0**."

2

Press **0**

[Announcement]
"The service is deactivated."

3

Press  to finish.

* The announcement may differ depending on the setting.

• The set up procedure may differ depending on the handset. See the user's manual of your handset for details. • Actual screen may be different.

Charges

No Application Required

Monthly Charge

Free

Dialing and Communications Charges

The caller is charged for dialing and communications charges starting the moment the Caller ID Display Request announcement begins playing.

Charges for Settings

No dialing charges apply for "Activation" or "Deactivation" and similar operations.

Notes on Use

- Relationship between incoming calls received when the Caller ID Display Request Service is set to activate and other services.

Service name	Handling of Calls from Callers Not Displaying Caller ID
Voice Mail Service	The Caller ID Display Request announcement is played (messages are not received).
Call Forwarding Service	The Caller ID Display Request announcement is played (calls are not forwarded to the forwarding number).
Call Waiting Service	The Caller ID Display Request announcement is played.
Public Mode	The Caller ID Display Request announcement is played (the Public Mode announcement does not play).
WORLD WING	The Caller ID Display Request announcement is played (calls are not forwarded overseas).
Nuisance Call Blocking Service	Call Blocking announcement is played for calls from phone numbers registered for blocking.
Multi number	The Caller ID Display Request announcement for calls to additional numbers also is played according to the basic subscription number settings.

- When an incoming call from a caller with an unidentified number is received with a Videophone, the Caller ID Display Request announcement is played in graphic format.
- Incoming 64K data transmissions made with Caller ID blocked are terminated without any announcement being played.
- Charges apply to the caller from the moment the announcement begins to play.
- If both the handset's functions and this service are simultaneously set to reject incoming Caller ID Blocked calls, this service's setting takes precedence.
- Calls that are not received due to this service will not remain in the call history.
- In the case that the Caller ID for calls received from public phones and from overseas, etc. may not be displayed even when the caller intends for it to be displayed, the call will be connected without announcing the Caller ID Display Request. Also, when calls from using landline phones are forwarded through call forwarding services, the call may be connected without announcing the Caller ID Display Request even if the caller has Caller ID Display turned off. Some handsets are equipped with the function to reject the call with the reason provided (block / public phones / user unknown). The caller hears the busy signal, then the call is terminated automatically.
- This service is not available with FOMA·Xi Data Plan subscriptions.
- This service may not be available on some handsets.